


CODESYS PLC with IIoT Gateway



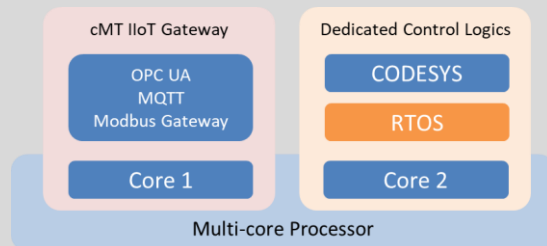
(I/O modules not included)

Feature

- CODESYS PLC compliant with IEC61131-3
- Fan-less Cooling System
- Built-in 4GB Flash Memory and RTC
- SD Card Slot Supports SD/SDHC Cards
- Rich combination of iR Series Modules

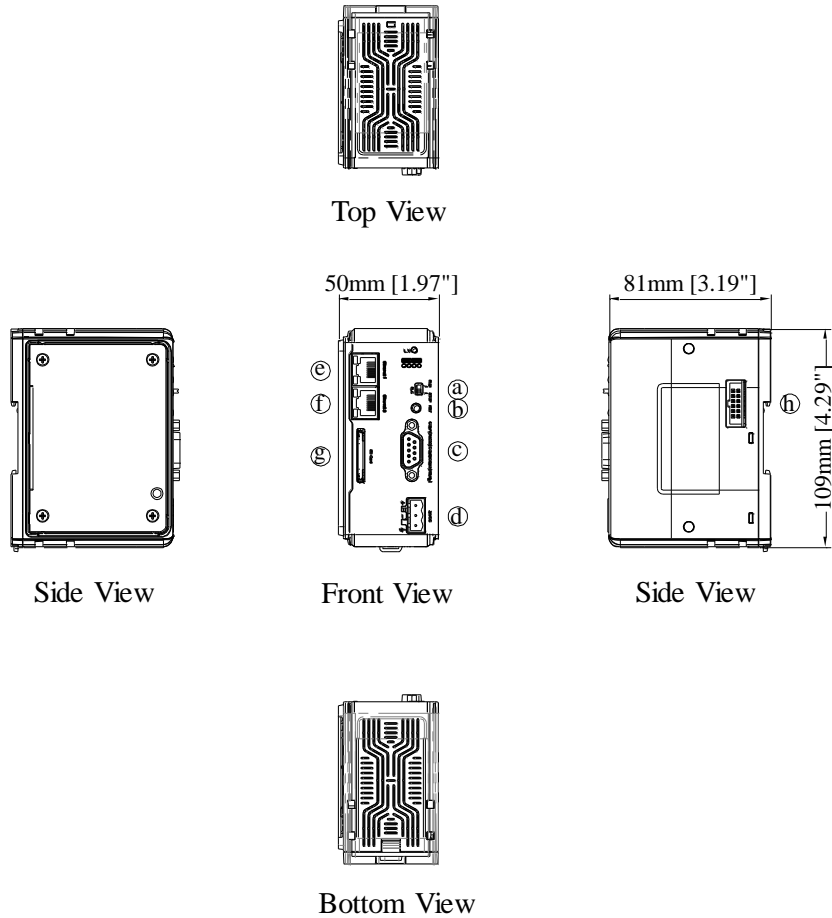
Gateway

- COM2 / COM3 RS-485 2W Supports MPI 187.5K
- Built-in EasyAccess 2.0 License
- Supports OPC UA Server/Client and MQTT
- Modbus TCP/IP Gateway



Memory	Flash	4 GB
	RAM	512 MB
	Data, Memory, Code	3 MB
	Retain area	16 KB (every minute) (Kept after reboots)
	Persistent area	16 KB (every minute) (Kept after downloads)
Processor	File system	8MB
		Dual-Core 32 bits RISC 1GHz
I/O Port	SD Card Slot	SD/SDHC
	USB Host	N/A
	USB Client	N/A
	Ethernet	LAN 1: 10/100/1000 Base-T x 1 LAN 2: 10/100 Base-T x 1
	COM Port	COM1 RS-232 2W, COM2 RS-485 2W/4W, COM3 RS-485 2W
	Local bus	iBus
RTC	CAN Bus	N/A
		Built-in
Power	Input Power	24±20%VDC
	Power Isolation	Built-in
	Power Dissipation	Nominal 310mA@24VDC
	Current for Internal Bus	Max 2A@5VDC
	Current Consumption	550mA@5VDC
	Voltage Resistance	500VAC (1 min.)
	Isolation Resistance	Exceed 50MΩ @ 500VDC
	Vibration Endurance	10 to 25Hz (X, Y, Z direction 2G 30 minutes)
Specification	PCB Coating	Yes
	Enclosure	Plastic
	Dimensions WxHxD	50 x 109 x 81 mm
	Weight	Approx. 0.24 kg
	Mount	35 mm DIN rail mounting
Environment	Protection Structure	IP20
	Storage Temperature	-20° ~ 70°C (-4° ~ 158°F)
	Operating Temperature	0° ~ 55°C (32° ~ 131°F)
	Relative Humidity	10% ~ 90% (non-condensing)
Certificate	CE	CE marked
Software		EasyBuilder Pro V6.04.01 or later versions CODESYS V3.5 SP10 Patch 3 or later Built-in EasyAccess 2.0 License

Dimensions



a	RUN/STOP switch	e	LAN 1
b	Reset Button	f	LAN 2
c	COM1: RS-232, COM2: RS-485 2W/4W, COM3: RS-485 2W	g	SD Card Slot
d	Power Connector	h	Expansion Connector

Ordering Information

cMT-CTRL01:
 CODESYS PLC with Gateway, 4GB flash memory, 512MB RAM on board, Built-in EasyAccess 2.0 license

Pin Assignment:

COM1 [RS232], COM2 / COM3 [RS485], 9 Pin, Male, D-sub

PIN#	COM1 [RS-232]	COM2 [RS-485]		COM3 [RS-485] 2W
		2W	4W	
1				Data+
2	RxD			
3	TxD			
4				Data-
5	GND			
6		Data+	Rx+	
7		Data-	Rx-	
8			Tx+	
9			Tx-	

Other company names, product names, or trademarks in this document are the trademarks or registered trademarks of their respective companies. This document is subject to change without notice. Copyright© 2019 Weintek Labs., INC. All rights reserved.